


Introductory sub-table (I)(a)


Name of the Company: VIRTUALSOFT SYSTEMS LIMITED			
Scrip Code, Name of the scrip, class of security:		531126, EQUITY	
Quarter ended: AS ON MARCH 31, 2015			
Partly paid-up shares:-	No. of partly paid-up shares	As a % of total no. of partly paid-up shares	As a % of total no. of shares of the company
Held by promoter/promoter group	0	#DIV/0!	0
Held by public	0	#DIV/0!	0
Total - D	0	#DIV/0!	0
Outstanding convertible securities: No. of outstanding securities		As a % of total no. of outstanding convertible securities	As a % of total no. of shares of the company, assuming full conversion of the convertible securities
Held by promoter/promoter group	0	#DIV/0!	0
Held by public	0	#DIV/0!	0
Total - E	0	#DIV/0!	0
Warrants:-	No. of warrants	As a % of total no. of warrants	As a % of total no. of shares of the company, assuming full conversion of warrants
Held by promoter/promoter group	0	#DIV/0!	0
Held by public	0	#DIV/0!	0
Total - F	0	#DIV/0!	0
Total paid-up capital of the company, assuming full conversion of warrants and convertible securities			
10297600			



Statement Showing Shareholding Pattern								
Category code	Category of Shareholder	Number of Shareholders	Table (I)(a)		Total shareholding as a percentage of total number of shares		Shares Pledged or otherwise encumbered	
			Total number of shares	Number of shares held in dematerialized form	As a percentage of (A+B) ¹	As a percentage of (A+B+C)	Number of shares	As a percentage
(I)	(II)	(III)	(IV)	(V)	(VI)	(VII)	(VIII)	(IX) = (VIII)/(IV)*100
(A)	Shareholding of Promoter and							
1	Indian							
(a)	Individuals/ Hindu Undivided Family	3	3040083	3040083	29.522	29.522	0	0
(b)	Central Government/ State Government(s)				0.00	0.00		0.00
(c)	Bodies Corporate	2	4580000	4580000	44.476	44.476	0	0
(d)	Financial Institutions/ Banks				0.00	0.00		0.00
(e)	Any Others(Specify)				0.00	0.00		0.00
(e-i)					0.00	0.00		0.00
(e-ii)					0.00	0.00		0.00
								0.00
								0.00
	Sub Total(A)(1)	5	7620083	7620083	74.00	74.00	0	0.00
								0.00
								0.00
2	Foreign							
a	Individuals (Non-Residents Individuals/ Foreign Individuals)				0.00	0.00		0.00
b	Bodies Corporate				0.00	0.00		0.00
c	Institutions				0.00	0.00		0.00
d	Any Others(Specify)				0.00	0.00		0.00
d-i					0.00	0.00		0.00
d-ii					0.00	0.00		0.00
								0.00
								0.00
	Sub Total(A)(2)	0	0	0	0.00	0.00	0	0.00
								0.00
	Total Shareholding of Promoter and	5	7620083	7620083	74.00	74.00	0	0.00
								0.00
(B)	Public shareholding							
1	Institutions							
(a)	Mutual Funds/ UTI				0.00	0.00		0.00
(b)	Financial Institutions/ Banks	1	50000	50000	0.49	0.49	N.A.	0
(c)	Central Government/ State Government(s)				0.00	0.00		0.00
(d)	Venture Capital Funds				0.00	0.00		0.00
(e)	Insurance Companies				0.00	0.00		0.00
(f)	Foreign Institutional Investors				0.00	0.00		0.00
(g)	Foreign Venture Capital Investors				0.00	0.00		0.00
(h)	Any Other (specify)				0.00	0.00		0.00
(h-i)					0.00	0.00		0.00
(h-ii)					0.00	0.00		0.00
								0.00
								0.00
	Sub-Total (B)(1)	1	50000	50000	0.49	0.49		0.00
								0.00
								0.00
B 2	Non-institutions							
(a)	Bodies Corporate	39	80309	70909	0.78	0.78	N.A.	0
(b)	Individuals							0.00
	Individuals -i. Individual shareholders holding nominal share capital up to Rs 1 lakh	2693	880856	507710	8.55	8.55	N.A.	0
	II ii. Individual shareholders holding nominal share capital in excess of Rs. 1 lakh.	20	1499277	1489267	14.56	14.56	N.A.	0
(c)	Any Other (specify) (NRI)	50	161800	12000	1.57	1.57	N.A.	0
(c-i)	Any Other (Clearing Member)	5	5275	5275	0.05	0.05	N.A.	0
(c-ii)					0.00	0.00		0.00
								0.00
								0.00
	Sub-Total (B)(2)	2807	2627517	2085161	25.52	25.52		0.00
								0.00
(B)	Total Public Shareholding (B)= (B)(1)+(B)(2)	2808	2677517	2135161	26.00	26.00		0.00
								0.00
	TOTAL (A)+(B)	2813	10297600	9755244	100.00	100.00		0.00
								0.00
(C)	Shares held by Custodians and against which Depository Receipts have been issued							
1	Promoter and Promoter Group					0.00		0.00
2	Public					0.00		0
	Sub-Total (C)	0	0	0		0	0	0.00
								0.00
	GRAND TOTAL (A)+(B)+(C)	2813	10297600	9755244		100.00	0	0.00




Sr.No	Notes
1	
2	
3	
4	
5	
6	
7	
8	
9	



(I)(b) Statement showing holding of securities (including shares, warrants, convertible securities) of persons belonging to the category "Promoter and Promoter Group"

Sr.	Name of the shareholder	Details of Shares held		Encumbered shares (*)			Details of warrants		Details of convertible securities		Total shares (including underlying shares assuming full conversion of warrants and convertible securities) as a % of diluted share capital
		Number of shares held	As a % of grand total (A) +(B) +(C)	No.	As a percentage	As a % of grand total (A)+(B)+(C) of sub-clause (I)(a)	Number of warrants held	As a % total number of warrants of the same class	Number of convertible securities held	As a % total number of convertible securities of the same class	
No.	shareholder	(III)	(IV)	(V)	(VI)=(V)/(III)*100	(VII)	(VIII)	(IX)	(X)	(XI)	(XII)
1	MOHINI TANDON	293366	2.85		0.00	0.00		0	0	0	293366
2	MOHINI TANDAN	346717	3.37		0.00	0.00		0	0	0	346717
3	M R CAPITAL PVT LTD	80000	0.78		0.00	0.00		0	0	0	80000
4	VIRTUAL SOFTWARE AND TRAINING PVT LTD	4500000	43.70		0.00	0.00		0	0	0	4500000
5	GOKUL TANDAN	2400000	23.31		0.00	0.00		0	0	0	2400000
6											
7											
8											
	TOTAL	7620083	74.00	0	0.00	0.00	0	0	0	0	7620083

(*) The term "encumbrance" has the same meaning as assigned to it in regulation 28(3) of the SAST Regulations, 2011



VIRTUAL SOFT SYSTEMS LIMITED

STATEMENT SHOWING SHAREHOLDING OF PERSONS BELONGING TO THE CATEGORY

PUBLIC' AND HOLDING MORE THAN 1% OF THE TOTAL NUMBER OF SHARES. 31/03/2015

					DETAILS OF WARRANTS	DETAILS OF CONVERTIBLE SECURITIES	TOTAL SHARES (INCLUDING UNDERLYING SHARES ASSUMING FULL CONVERSION OF WARRANTS AND CONVERTIBLE SECURITIES AS A % OF DILUTED SHARE CAPITAL)
Sr. No.	FOLIO	NAME OF THE SHAREHOLDER	NO OF SHARES	SHARES AS A % OF TOTAL NUMBER OF SHARES {i.e. GRAND TOTAL (A)+(B)+(C) INDICATED IN STATEMENT OF AT PARA (I)(a) ABOVE}	NUMBER OF WARRANTS OF THE SAME CLASS	NUMBER OF CONVERTIBLE SECURITIES HELD	% w.r.t TOTAL NUMBER OF CONVERTIBLE SECURITIES OF THE SAME CLASS
1		MAN MOHAN SINGH	143003	1.389			143003
2		MAJ GEN A L SURI	247230	2.401			247230
3		REETMOHINDER SINGH AHLUWALIA	403149	3.915			403149
4		SURESH CHANDRA RAJPAL	149063	1.448			149063
5		SNEHALATHA SINGHI	169751	1.648			169751
6		MANPREET SINGH	150000	1.457			150000
TOTAL			1262196	12.258			1262196




VIRTUAL SOFT SYSTEMS LIMITED


STATEMENT SHOWING SHAREHOLDING OF PERSONS BELONGING TO THE CATEGORY

PUBLIC AND HOLDING MORE THAN 5% OF THE TOTAL NUMBER OF SHARES. 31/03/2015

					DETAILS OF WARRANTS		DETAILS OF CONVERTIBLE SECURITIES		TOTAL SHARES (INCLUDING UNDERLYING SHARES ASSUMING FULL CONVERSION OF WARRANTS AND CONVERTIBLE SECURITIES AS A % OF DILUTED SHARE CAPITAL)
Sr. No.	FOLIO	DPID-CLID	NAME OF THE SHAREHOLDER	NO OF SHARES	SHARES AS A % OF TOTAL NUMBER OF SHARES (i.e. GRAND TOTAL (A)+(B)+(C) INDICATED IN STATEMENT AT PARA (I)(a) ABOVE)	NUMBER OF WARRANTS HELD	AS A % TOTAL NUMBER OF WARRANTS OF THE SAME CLASS	NUMBER OF CONVERTIBLE SECURITIES HELD	% w.r.t TOTAL NUMBER OF CONVERTIBLE SECURITIES OF THE SAME CLASS
			NIL						
TOTAL				0	0				0



VIRTUAL SOFT SYSTEMS LIMITED				
STATEMENT SHOWING DETAILS OF LOCKED-IN SHARES AS ON 31/03/2015				
Sr. No.	FOLIO	NAME OF THE SHAREHOLDER	LOCKED SHARES	% OF TOTAL
1		GOKUL TANDAN	2060000	20.005
TOTAL			2060000	20.005



VIRTUAL SOFT SYSTEMS LIMITED**(II)(A) STATEMENT SHOWING DETAILS OF DEPOSITORY RECEIPTS (DRs)**

Sr. No.	Type of outstanding DR (ADRs, GDRs, SDRs, etc.)	Number of outstanding DRs	Number of shares underlying outstanding DRs	Shares underlying outstanding DRs as a percentage of total number of shares {i.e., Grand Total (A)+(B)+(C) indicated in Statement at para (I)(a) above}
1	ADR	0	0	0
2	GDR	0	0	0
TOTAL		0	0	0



(II)(b) Statement showing holding of Depository Receipts (DRs), where underlying shares held by "promoter/promoter group" are in excess of 1% of the total number of shares

Sr. No.	Name of the DR Holder	Type of outstanding DR (ADRs, GDRs, SDRs, etc.)	Number of shares underlying outstanding DRs	Shares underlying outstanding DRs as a percentage of total number of shares {i.e., Grand Total (A)+(B)+(C) indicated in Statement at para (I)(a) above}
1				0.00
2				0.00
3				0.00
4				0.00
5				0.00
6				0.00
7				0.00
8				0.00
9				0.00
TOTAL			0	0.00

